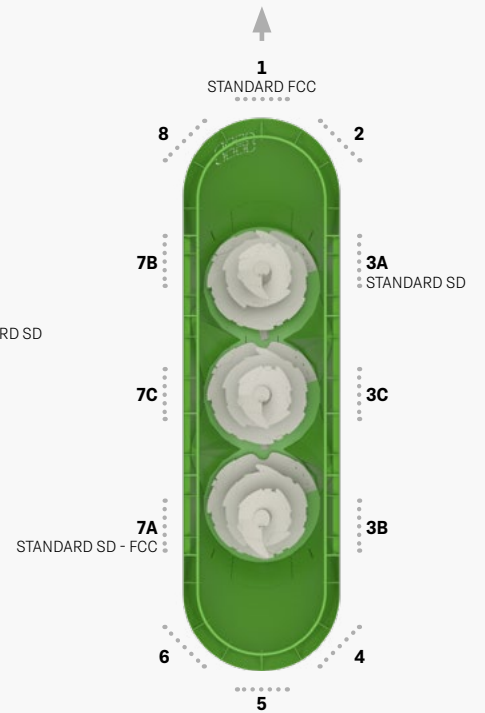
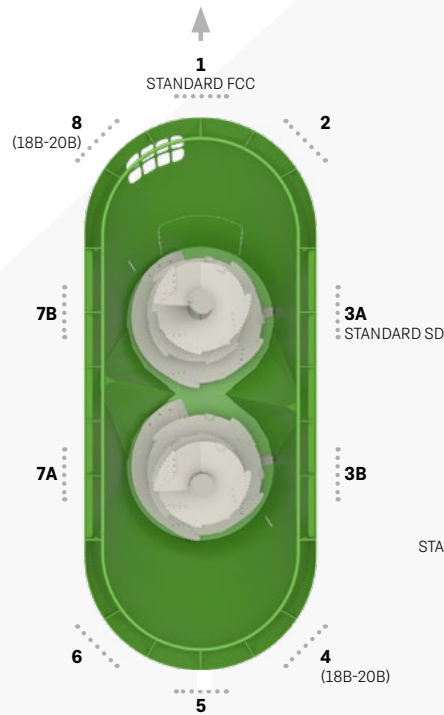
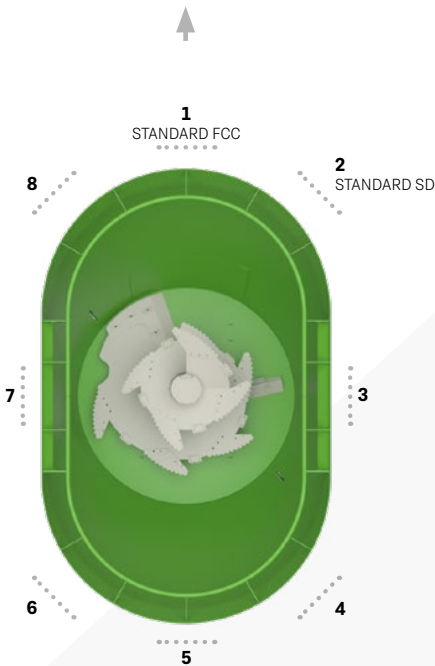


TECHNICAL SHEET

TRAILED PF



It brings to the attention of all potential customers, all recipients, and to the maximum extent possible, external interlocutors, that Faresin Industries S.p.A. adopts a general Disclaimer regarding the description of the technical and functional characteristics of its machineries, as well as the manner of their use, also with regard to their safety. The Disclaimer must be understood as having a general scope, and therefore Faresin Industries s.p.a. invites to know it, also by accessing the website: www.faresinindustries.com



FARESIN.COM



MODELS		1.9	1.11	1.13A	1.13B	1.15	1.17
PERFORMANCE							
Required power	kW/hp	45-61	51-70	56-77	62-85	62-85	66-90
Capacity	m³	9	11	13	13	15	17
Power take-off	rpm	540	540	540	540	540	540
DIMENSIONS							
[A] total length	mm	5340	5440	5540	5440	5680	5750
[B] height	mm	2535	2765	3080	2826	3025	3225
[C] width	mm	2300	2300	2300	2500	2500	2500
[D] outside wheels	mm	2030	2030	2030	2030	2030	2030
[E] unloading height	mm	790	790	790	790	790	790
[F] drawbar axle length	mm	3960	3960	3960	3960	4070	4070
WEIGHT							
Unladen weight	kg	3150	3850	4550	4550	5350	5950
Maximum capacity at 8 km/h	kg	2700	3550	4200	4200	4850	5450

MODELS		2.12	2.14	2.16	2.16B	2.18	2.18B	2.20	2.20B	2.22	2.24	2.26	2.30
PERFORMANCE													
Required power	kW/hp	50-68	50-68	55-75	55-75	60-81	60-81	66-90	66-90	66-90	72-98	74-100	100-136
Capacity	m³	12	14	16	16	18	18	20	20	22	24	26	30
Power take-off	rpm	540	540	540	540	540	540	540	540	540	540	540	540
DIMENSIONS													
[A] total length	mm	6830	6900	6940	7300	7345	7630	7420	7680	7480	7820	7866	7960
[B] height	mm	2455	2665	2885	2630	2755	2600	2995	2755	3170	3000	3145	3435
[C] width	mm	2200	2200	2200	2300	2300	2300	2300	2300	2300	2550	2550	2550
[D] outside wheels	mm	2030	2030	2030	2030	2030	2030	2030	2030	2030	2030	2030	2230
[E] unloading height	mm	790	790	790	790	790	790	790	790	790	800	800	800
[F] drawbar axle length	mm	4595	4595	4595	4820	4820	4820	4820	4590	4820	4590	4590	4590
WEIGHT													
Unladen weight	kg	5900	6000	6200	6700	7000	7000	7200	7200	7500	8200	8500	10000
Maximum capacity at 8 km/h	kg	4200	4900	5600	5600	6300	6300	7000	7000	7700	8400	9100	10500

MODELS		3.30	3.36	3.40	3.46
PERFORMANCE					
Required power	kW/hp	100-136	110-150	132-180	150-204
Capacity	m³	30	36	40	46
Power take-off	rpm	540	540	540	540
DIMENSIONS					
[A] total length	mm	10100	10215	10400	10500
[B] height	mm	3020	3230	3210	3395
[C] width	mm	2400	2400	2550	2550
[D] outside wheels	mm	2230	2230	2230	2230
[E] unloading height	mm	1000	1000	1000	1000
[F] drawbar axle length	mm	5300	5300	5300	5300
WEIGHT					
Unladen weight	kg	11960	14450	15650	15800
Maximum capacity at 8 km/h	kg	10500	12600	14000	16100