



BYD P6F-30 Series-3BB

245W 250W 255W 260W



17.8%

Average cell efficiency up to 17.8%
Excellent optical performance

0~5w

Positive tolerance 0~5W
Reliability for output performance

12 Years

12 years for product
25 years linear Warranty

Grid

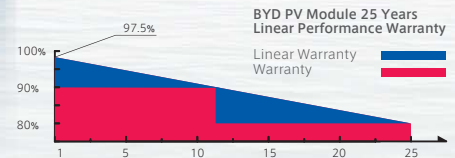
Residential roof top systems
On/Off-grid commercial systems
On/Off-grid utility systems

3rd

TUV Salt corrosion resistance test
TUV Ammonia corrosion resistance test
5400Pa for Snow Load Test
5400Pa for Wind Load Test

Certification

IEC 61215 (Edition 2005), IEC 61730,
ISO9001:2008, ISO14001:2004



Production Process



Wafer Production



Cell Production



Module Production



Module

About BYD

BYD (HK:1211), one of the world's top PV manufacturers, produces from wafer to module, committing to high quality sustainable products and continuous improvement. Integrating with Electrical Vehicles and Battery Energy Storage technology makes BYD the world-leading solution provider from energy generating to consumption and storage.



New Technology

NES

A high technology that is widely used in BYD photovoltaic products, increasing the average cell efficiency up to 17.8%

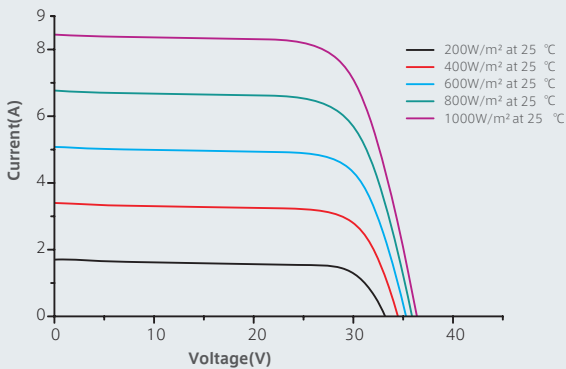
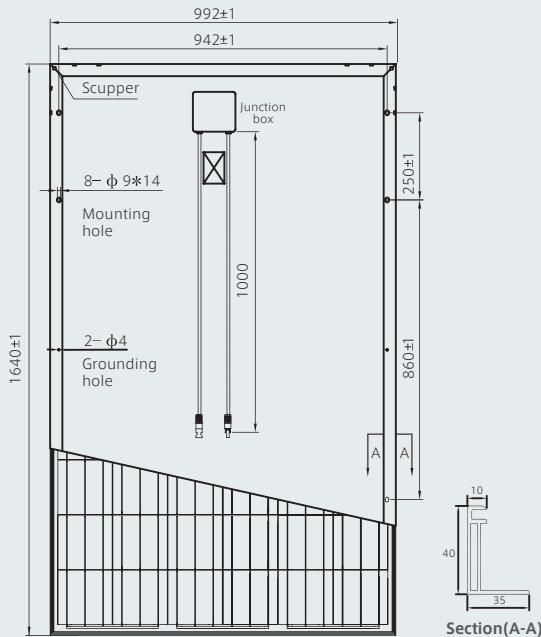
BYD COMPANY LIMITED Headquarter

Add: No.3009, BYD Road, Pingshan, Shenzhen, 518118, P.R. China
Tel: +86-755-8988 8888
Fax: +86-755-8420 2222
Email: bydpv@byd.com
Http://www.byd.com

BYD P6F-30 Series-3BB

Build Your Dreams

245W 250W 255W 260W



Mechanical Specifications

Cell	Polycrystalline Silicon solar cells 156mm * 156 mm / 6 inch
No. of Cells	60 (6 * 10) pcses
Dimension of Module	1640 mm * 992 mm * 40 mm / 64.6 inch * 39.1 inch * 1.6 inch
Weight	18.9kg / 41.67 lbs
Front Glass	3.2 mm tempered glass with AR Coating
Frame	Anodized aluminum alloy
Junction Box	IP65
Plug Connector	IP67
Bypass-Diodes	6 pcses / 3 pcses
Type of Connector	MC4 or MC4-compatible
Cable Section Area	4 mm ² / 0.0062 Sq in
Cable Length	2 * 1000 mm / 2 * 39.4 inch

Temperature Coefficients

Nominal Operating Cell Temperature (NOCT)	45°C ± 2°C
Short-Circuit Current Temperature Coefficient	0.059%/°C
Open-Circuit Voltage Temperature Coefficient	-0.32%/°C
Peak Power Temperature Coefficient	-0.43%/°C

Package Information

Package	40' HC
Pcs / Pallet	25
Pallet / Container	28
Pcs / Container	700

BYD P6F-30 Series Electrical Specification

STC

Item	Module	BYD 245P6F-30	BYD 250P6F-30	BYD 255P6F-30	BYD 260P6F-30
Open Circuit Voltage (Voc)		37.45 V	37.76V	38.07 V	38.38 V
Maximum Operating Voltage (Vmp)		29.85 V	30.13 V	30.40 V	30.67 V
Short Circuit Current (Isc)		8.73 A	8.81A	8.89A	8.97 A
Maximum Operating Current (Imp)		8.21 A	8.30 A	8.39A	8.48 A
Maximum Power in STC (Pmax)		245 Wp	250 Wp	255 Wp	260Wp
Module Efficiency		15.06%	15.37%	15.67%	15.98%
Operating Temperature		-40°C ~ 85°C			
Max. Fuse Current Rating		15A			
Maximum System Voltage		1000 VDC(IEC) / 600 VDC (UL)			
Power Tolerance		0~5W			
Application Class		Class A			
Fire Safety Class		Class C			

STC: IRRADIANCE 1000W/m², Module Temperature 25°C, AM=1.5 Ave. efficiency reduction of 4.5% at 200W/m²

NOCT

Item	Module	BYD 245P6F-30	BYD 250P6F-30	BYD 255P6F-30	BYD 260P6F-30
Open Circuit Voltage (Voc)		34.45 V	34.74 V	34.99 V	35.00 V
Maximum Operating Voltage (Vmp)		27.27 V	27.57 V	27.86 V	28.30 V
Short Circuit Current (Isc)		7.07 A	7.12 A	7.17 A	7.26 A
Maximum Operating Current (Imp)		6.53 A	6.58 A	6.62 A	6.65 A
Maximum Power in NOCT (Pmax)		178.1 Wp	181.4 Wp	184.4 Wp	188.5 Wp

NOCT: open-circuit module operation temperature at 800W/m² irradiance, 20° C ambient temperature, 1m/s wind speed.

NEW

From Solax



SINGLE PHASE INVERTERS

From Solax

www.solaxpower.com

X1 BOOST Dual MPPT

The X1 Boost series are high quality dual MPPT inverter offering efficiency and reliability at an unbeatable cost.

Solax have developed a range of single phase inverters, unrivaled in the industry for their quality, reliability and efficiency. The Solax single phase inverters boast a wide MPPT voltage range to allow for more energy harvesting and have a maximum input voltage of 600V, with a maximum efficiency of 97.8%.



X1-3.0-T X1-3.3-T
X1-3.6-T X1-4.2-T
X1-4.6-T X1-5.0-T

Get in touch now:

Global: +86 571-56260008

Aus: +61 1300 476529

Website: www.solaxpower.com

DE: +49 7231 4180999

UK: +44 845 6896009

Email: info@solaxpower.com



X1 BOOST FROM SOLAX

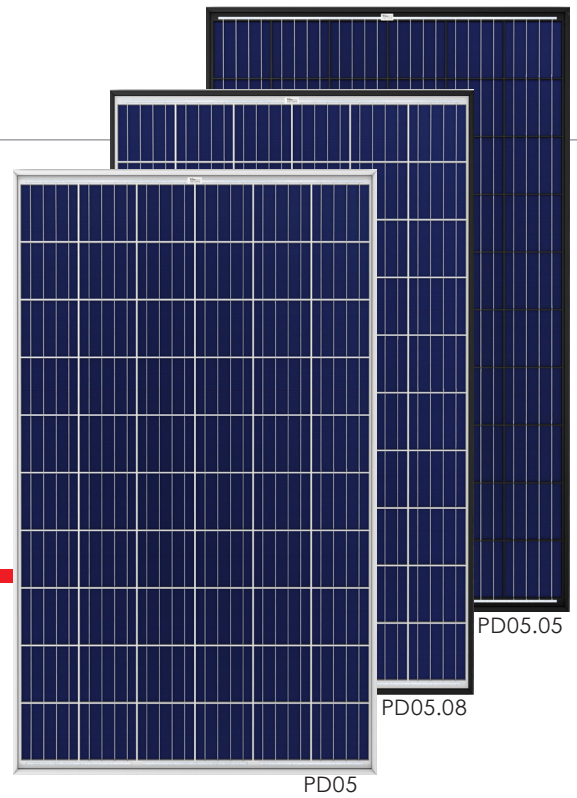
SINGLE-PHASE INVERTERS-PRODUCT DATA



X1-3.0-T X1-3.3-T X1-3.6-T X1-4.2-T X1-4.6-T X1-5.0-T

INPUT (DC)						
Max.recommended DC power [W]	3250	3500	4000	4600	5200	5200
Max.DC voltage [V]	600					
Norminal DC operating voltage [V]	360					
Max. input current [A]	12/12	12/12	12/12	12/12	12/12	12/12
Max. short circuit current [A]	15/15	15/15	15/15	15/15	15/15	15/15
MPPT voltage range [V]	125-580	125-580	125-580	125-580	125-580	125-580
MPPT voltage range (full load) [V]	150-550	150-550	160-550	190-550	220-550	220-550
Start input voltage [V]	100	100	100	100	100	110
Start output voltage [V]	150	150	150	150	150	150
Shut down input voltage [V]	70	70	70	70	70	70
No. of MPP trackers	2	2	2	2	2	2
Strings per MPP tracker	1	1	1	1	1	1
OUTPUT (AC)						
Norminal AC power [VA]	3000	3300	3680	4200	4600	4999
Max. apparent AC power [VA]	3000	3300	3680	4200	4600	4999
Rated grid voltage(AC voltage range) [V]	220/230/240(180 to 280)					
Rated grid Frequency(AC frequency range) [Hz]	50(45 to 55)/60(55 to 65)					
Max. output current [A]	14	15	16	19	21	21
Displacement power factor	0.8 overexcited to 0.8 underexcited					
Total harmonic distortion(THD)	<2%					
EFFICIENCY						
MPPT efficiency	99.90%	99.90%	99.90%	99.90%	99.90%	99.90%
Euro-efficiency	97.00%	97.00%	97.00%	97.00%	97.00%	97.00%
Max. efficiency	97.80%	97.80%	97.80%	97.80%	97.80%	97.80%
POWER CONSUMPTION						
Input standby power[W]	<2W					
STANDARD						
Safety	IEC62109-1/-2/AS3100					
EMC	EN61000-1/EN61000-2/EN61000-3					
Cetification	G83/2;G59;AS4777.2-2015;VDE4105; EN50438;CQC;VDE0126					
ENVIRONMENT LIMIT						
Protection class	IP65					
Operating temperature range [°C]	-20..... +60 (derating at +45)					
Humidity [°C]	0-95 (non-condensing)					
Altitude [m]	<2000					
Storage temperature [°C]	-20..... +60					
Noise emission(typical) [dB]	<25					
Mounting	Wall hanging					
OTHERS						
Dimensions(WxHxD) [mm]	339x420x143					
Weight [kg]	14.6	14.6	14.6	16.7	16.7	16.7
Cooling concept	Natural					
Topology	Transformerless					
Communication	WIFI(optional), RF(optional), Meter(optional), RS485, USB, DRM					
LCD display	7 LCD					
Button	4(CapSense Button)					
Standard warranty	Standard 5 years					

THE Honey MODULE



60 CELL
MULTICRYSTALLINE MODULE

250-265W
POWER OUTPUT RANGE

16.2%
MAXIMUM EFFICIENCY

0~+5W
POSITIVE POWER TOLERANCE

As a leading global manufacturer of next generation photovoltaic products, we believe close cooperation with our partners is critical to success. With local presence around the globe, Trina is able to provide exceptional service to each customer in each market and supplement our innovative, reliable products with the backing of Trina as a strong, bankable partner. We are committed to building strategic, mutually beneficial collaboration with installers, developers, distributors and other partners as the backbone of our shared success in driving Smart Energy Together.

Trina Solar Limited
www.trinasolar.com



Our most versatile product

- Compatible with all major BOS components and system designs
- 1000V UL/1000V IEC certified



Maximize Limited Space

- 60-cell module power output up to 265W
- Up to 162 W/m² power density



Highly reliable due to stringent quality control

- Over 30 in-house tests (UV, TC, HF, and many more)
- In-house testing goes well beyond certification requirements
- PID resistant

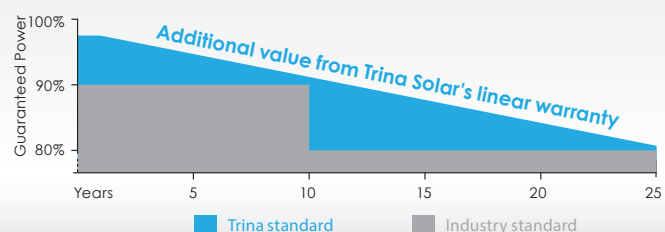


Certified to withstand challenging environmental conditions

- 2400 Pa wind load
- 5400 Pa snow load
- 35 mm hail stones at 97 km/h

LINEAR PERFORMANCE WARRANTY

10 Year Product Warranty • 25 Year Linear Power Warranty



THE Honey MODULE

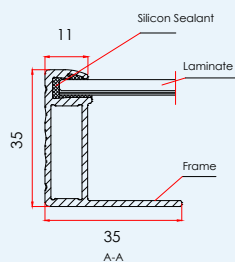
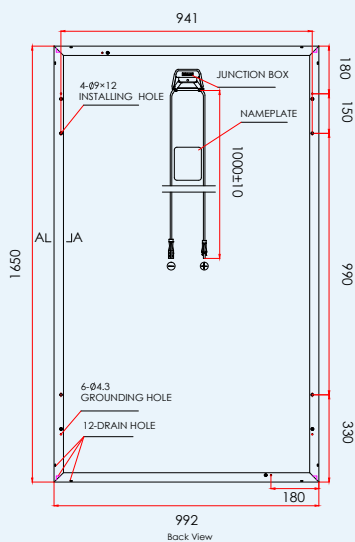
PRODUCTS

TSM-PD05
TSM-PD05.08
TSM-PD05.05

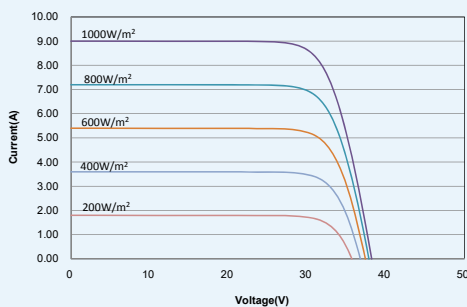
POWER RANGE

255-265W
255-265W
250-260W

DIMENSIONS OF PV MODULE unit:mm



I-V CURVES OF PV MODULE (260W)



CERTIFICATION



ELECTRICAL DATA (STC)

Peak Power Watts- P_{MAX} (Wp)	250	255	260	265
Power Output Tolerance- P_{MAX} (W)	0 ~ +5			
Maximum Power Voltage- V_{MPP} (V)	30.3	30.5	30.6	30.8
Maximum Power Current- I_{MPP} (A)	8.27	8.37	8.50	8.61
Open Circuit Voltage- V_{OC} (V)	38.0	38.1	38.2	38.3
Short Circuit Current- I_{SC} (A)	8.79	8.88	9.00	9.10
Module Efficiency η_m (%)	15.3	15.6	15.9	16.2

STC: Irradiance 1000 W/m², Cell Temperature 25°C, Air Mass AM1.5.

ELECTRICAL DATA (NOCT)

Maximum Power- P_{MAX} (Wp)	186	189	193	197
Maximum Power Voltage- V_{MPP} (V)	28.1	28.2	28.4	28.6
Maximum Power Current- I_{MPP} (A)	6.63	6.71	6.81	6.89
Open Circuit Voltage- V_{OC} (V)	35.3	35.3	35.4	35.5
Short Circuit Current- I_{SC} (A)	7.10	7.17	7.27	7.35

NOCT: Irradiance at 800 W/m², Ambient Temperature 20°C, Wind Speed 1 m/s.

MECHANICAL DATA

Solar cells	Multicrystalline 156 × 156 mm (6 inches)
Cell orientation	60 cells (6 × 10)
Module dimensions	1650 × 992 × 35 mm (65.0 x 39.1 x 1.4 inches)
Weight	18.6 kg (41 lb)
Glass	3.2 mm (0.13 inches), High Transmission, AR Coated Tempered Glass
Backsheet	White (PD05, PD05.08); Black (PD05.05)
Frame	Silver Anodized Aluminium Alloy (PD05); Black (PD05.08, PD05.05)
J-Box	IP 65 or IP 67 rated
Cables	Photovoltaic Technology cable 4.0mm ² (0.006 inches ²), 1000mm (39.4 inches)
Connector	MC4 Compatible

TEMPERATURE RATINGS

Nominal Operating Cell Temperature (NOCT)	44°C (±2°C)
Temperature Coefficient of P_{MAX}	-0.41%/°C
Temperature Coefficient of V_{OC}	-0.32%/°C
Temperature Coefficient of I_{SC}	0.05%/°C

MAXIMUM RATINGS

Operational Temperature	-40~+85°C
Maximum System Voltage	1000V DC (IEC) 1000V DC (UL)
Max Series Fuse Rating	15A


WARRANTY

10 year Product Workmanship Warranty
25 year Linear Power Warranty

(Please refer to product warranty for details)

PACKAGING CONFIGURATION

Modules per box: 30 pieces
Modules per 40' container: 840 pieces



TSM_EN_2016_A